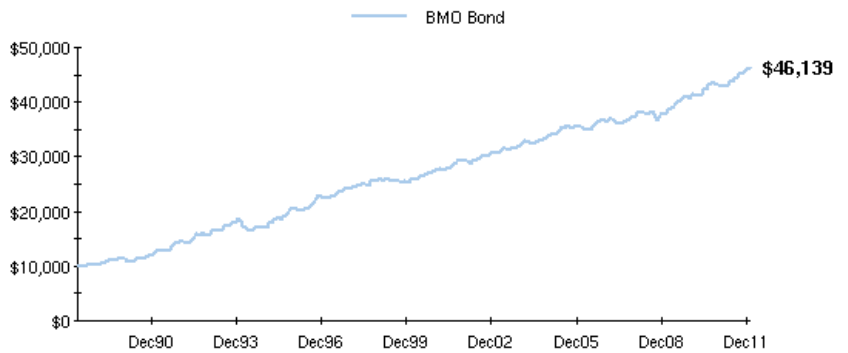


Fund Information

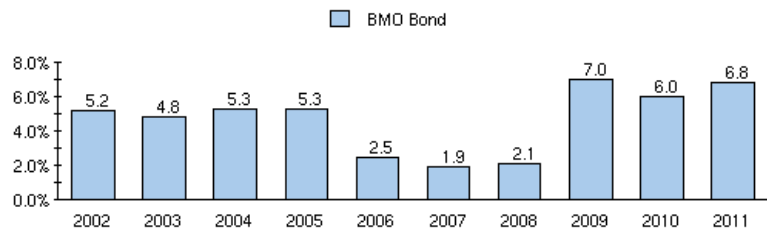
Unit Price (as of Feb 06, 2012)	\$14.1575
Date Started	May 02, 1988
Net Assets (as of Jan 31, 2012)	\$1,533.1 M
MER (as of Sep 30, 2010)	1.54%
Baycom Number	BMO143
Minimum Investment	
Initial Investment	\$500
Additional Investment	\$50
Continuous Savings Plan (CSP)	\$50
Distribution Policy	
Income	Monthly
Capital Gains	Annually

Growth of \$10,000

(as of Dec 31, 2011)



Calendar Performance



Investment Objectives and Strategies

This fund's objectives are to provide a high level of interest income and some opportunity for growth in the value of your investment by investing primarily in high-quality Canadian government and corporate fixed-income securities maturing in more than one year.

The portfolio manager examines various economic indicators to construct an interest rate outlook then builds the fund portfolio using a disciplined investment approach. Overall maturity structure and sector positioning of the fund's portfolio are based on anticipated changes in the direction of interest rates, while the selection of individual securities is determined by fundamental analysis and relative valuations.

Performance History

(as of Dec 31, 2011)

YTD	6.80%
3 Month	1.89%
1 Year	6.80%
3 Years	6.61%
5 Years	4.74%
10 Years	4.68%
20 Years	5.94%
30 Years	-
Since Inception	6.70%

Top 10 Holdings

(as of Jan 31, 2012)

BMO U.S. High Yield Bond	5.9%
Canada Housing Trust 2.7% DEC/15/13	3.3%
Canada Housing Trust 1.85% DEC/15/16	2.2%
CANADA 4% 4% JUN/01/41	2.2%
Gov't of Canada 3.25% JUN/01/21	1.9%
Gov't of Canada 4.5% JUN/01/15	1.9%
Royal Bank of Canada 5.45% NOV/04/18	1.8%
CIBC 3.1% MAR/02/15	1.7%
Province of Alberta 2.85% JAN/19/24	1.6%
Province of Quebec 9.375% JAN/16/23	1.5%

Fund Management

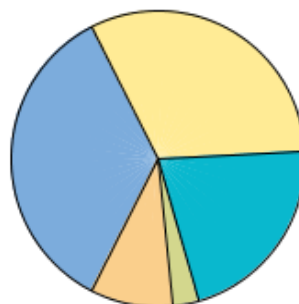
BMO Asset Management Inc.

Andrew Osterback

Mark McMahon

Sector Allocation

(as of Jan 31, 2012)



How to Reach Us

1-800-665-7700

7 a.m. to 11 p.m. (E.S.T.), Monday through Friday
9 a.m. to 5 p.m. (E.S.T), Saturday

Note: Please see next page for important disclaimer and fund-specific information.

Disclaimer

BMO Mutual Funds are offered by BMO Investments Inc., a financial services firm and separate legal entity from Bank of Montreal.

Commissions, trailing commissions, management fees and expenses all may be associated with mutual fund investments. Please read the prospectus of the mutual fund before investing. Except as otherwise noted, the indicated rates of return are the historical annual compounded total returns including changes in unit value and reinvestment of all distributions and do not take into account sales, redemption, distribution or optional charges or income taxes payable by any unitholder that would have reduced returns.

On May 6, 2005, the investment strategies of BMO Bond Fund were changed to allow it to invest up to 10% of its assets in non-investment grade fixed income securities. This change could have affected the performance of the fund, had it been in effect throughout the performance measurement periods presented.

Mutual funds are not guaranteed or covered by the Canadian Deposit Insurance Corporation, the Régie de l'assurance-dépôts du Québec or by any other government deposit insurer. The value of mutual funds change frequently and past performance may not be repeated.

This fund profile is provided for informational purposes only. Particular investments and/or trading strategies should be evaluated relative to each individual's investment objectives. The information contained in this fund profile is not, and should not be construed as, investment or tax advice. You should not act or rely on the information contained in this fund profile without seeking the advice of an appropriate professional advisor.

® "BMO (M-bar roundel symbol)" is a registered trade-mark of Bank of Montreal, used under licence.