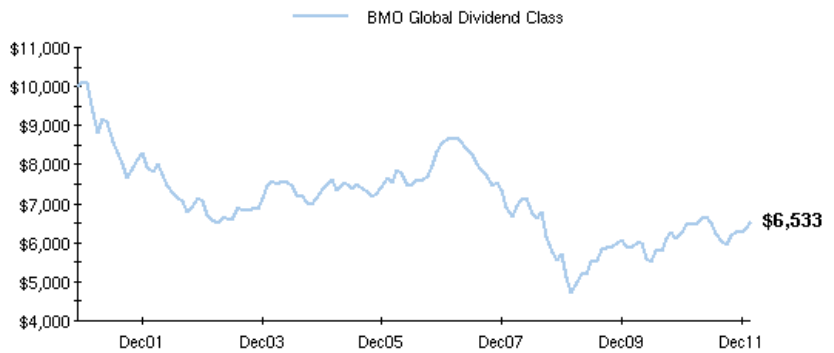


**Fund Information**

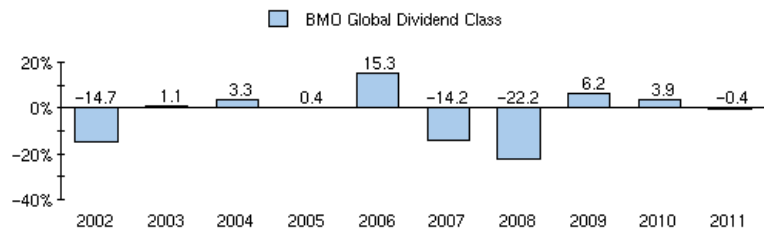
|  |                     |
|--|---------------------|
| <b>Unit Price</b> (as of Feb 06, 2012) | <b>\$6.2650</b>     |
| <b>Date Started</b>                    | <b>Nov 27, 2000</b> |
| <b>Net Assets</b> (as of Jan 31, 2012) | <b>\$9.4 M</b>      |
| <b>MER</b> (as of Sep 30, 2010)        | <b>2.52%</b>        |
| <b>Baycom Number</b>                   | <b>BMO211</b>       |
| <b>Minimum Investment</b>              |                     |
| Initial Investment                     | <b>\$500</b>        |
| Additional Investment                  | <b>\$50</b>         |
| Continuous Savings Plan (CSP)          | <b>\$50</b>         |
| <b>Distribution Policy</b>             |                     |
| Income                                 | Annually            |
| Capital Gains                          | Annually            |

**Growth of \$10,000**

(as of Dec 31, 2011)



**Calendar Performance**



**Investment Objectives and Strategies**

The fund's objective is to achieve a high level of total return from the value of your investment, including dividend income and capital gains, by investing primarily in dividend-yielding common and preferred shares of companies from around the world.

As part of its investment objectives, the fund invests primarily in equities of companies that trade on recognized stock exchanges in countries around the world.

**Performance History**

(as of Dec 31, 2011)

|                 |               |
|-----------------|---------------|
| YTD             | <b>-0.39%</b> |
| 3 Month         | <b>5.56%</b>  |
| 1 Year          | <b>-0.39%</b> |
| 3 Years         | <b>3.18%</b>  |
| 5 Years         | <b>-6.02%</b> |
| 10 Years        | <b>-2.76%</b> |
| 20 Years        | -             |
| 30 Years        | -             |
| Since Inception | <b>-4.45%</b> |

**Top 10 Holdings**

(as of Jan 31, 2012)

|                           |             |
|---------------------------|-------------|
| Seagate Technology        | <b>2.7%</b> |
| Eli Lilly & Co.           | <b>2.5%</b> |
| Exxon Mobil               | <b>2.5%</b> |
| ConocoPhillips            | <b>1.9%</b> |
| Lorillard                 | <b>1.8%</b> |
| Accenture plc             | <b>1.8%</b> |
| British American Tobacco  | <b>1.7%</b> |
| Annaly Capital Management | <b>1.7%</b> |
| MeadWestvaco Corp.        | <b>1.6%</b> |
| Chevron Corp.             | <b>1.6%</b> |

**Fund Management**

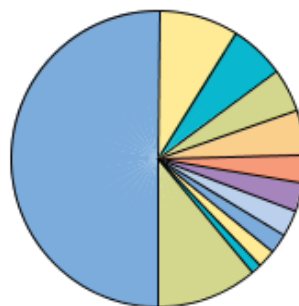
**Kleinwort Benson International Investors Limited**

Gareth Maher

Tom Mermuys

**Sector Allocation**

(as of Jan 31, 2012)



**How to Reach Us**

1-800-665-7700

7 a.m. to 11 p.m. (E.S.T.), Monday through Friday  
9 a.m. to 5 p.m. (E.S.T.), Saturday

Note: Please see next page for important disclaimer and fund-specific information.

## Disclaimer

BMO Mutual Funds are offered by BMO Investments Inc., a financial services firm and separate legal entity from Bank of Montreal. BMO Global Tax Advantage Funds are available through BMO Global Tax Advantage Funds Inc., a separate entity managed by BMO Investments Inc. For details on how BMO Global Tax Advantage Funds are structured to allow transfers without the realization of capital gains, please read the prospectus.

Commissions, trailing commissions, management fees and expenses all may be associated with mutual fund investments. Please read the prospectus of the mutual fund before investing. Except as otherwise noted, the indicated rates of return are the historical annual compounded total returns including changes in share value and reinvestment of all distributions and do not take into account sales, redemption, distribution or optional charges or income taxes payable by any securityholder that would have reduced returns. Mutual funds are not guaranteed or covered by the Canadian Deposit Insurance Corporation, the Régie de l'assurance-dépôts du Québec or by any other government deposit insurer. The value of mutual funds change frequently and past performance may not be repeated.

On April 30, 2007, the investment objectives and strategies of BMO Global Dividend Class were changed to allow the fund to invest primarily in dividend-yielding common and preferred shares of companies from around the world and KBC Asset Management International Limited replaced Insight Investment Management (Global) Limited as portfolio manager. At this time, the fund's name was also change from BMO Global Balanced Class to BMO Global Dividend Class. The change to the fund's investment objectives and strategies could have affected the performance of the fund, had it been in effect throughout the performance measurement periods presented.

This fund profile is provided for informational purposes only. Particular investments and/or trading strategies should be evaluated relative to each individual's investment objectives. The information contained in this fund profile is not, and should not be construed as, investment or tax advice. You should not act or rely on the information contained in this fund profile without seeking the advice of an appropriate professional advisor.

® "BMO (M-bar roundel symbol)" is a registered trade-mark of Bank of Montreal, used under licence.